

S
O
U
S

V
I
D
E



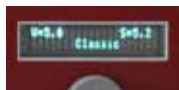
Vacuum packaging liquid and dry products, powder, soft and solid products...

- 24 m³/h Busch pump with high efficiency, reliable and robust to ensure high vacuum level up to 2 mbars, and able to run long hours of non-stop production.
- Sealing bars: 2 x 19" (or 2 x 16")
Distance between sealing bars: 14" (or 16.5")
- Inside chamber dimension: 21.5" x 16.5" x 7.5"
- Ease and precision of operations with Classic and Expert modes.



Specifications

Model Nel 219N/216N



Classic mode: Quick and easy

Set easily and quickly your vacuum processes with peace of mind using the Classic Mode.



Expert mode: precise and subtle

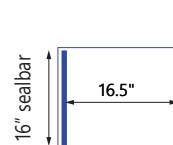
Use the Expert mode to manually adjust the MAP process to fit your products and obtain the result to your finest detail.



One button for all functions

The push & turn button gives you access to more functions such as QuickSeal, QuickStop, Maintenance and more

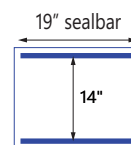
Model 216



Front

Roomy chamber with 7.25" height and two (2) sealing bars.

Model 219



Front



Equipped with 24 m³/h, 115V, 1 phase, 60 Hz, 1.25 HP



Designed features



- Busch pump with high efficiency, reliable and robust to ensure high vacuum level up to 2 mbars, and able to run long hours of non-stop production.
- Uniform and weld-sealing (tear resistant) with two (2) V-shape Ni-Cr wires RoSH compliant on each seal bar.
- Chamber is designed roomy to fit large cuts.
- Our dimensions are designed for maximum arrangements of various North American pouches size.
- Adjustable shims with easy set-up supports help you dispose and manipulate pouches fast and easy.
- Wide open dome lid facilitates fast loading and unloading of pouches.
- Unobstructed visual control of packaging process with whole see-through lid.

Tech Specs

Standard features

Option

Busch pump	24 m ³ /h, ultimate pressure of 2 mbar	
Electrical requirement	120 VAC, 15 A, 1.25 HP	
Overall dimension	22" x 22" x 34" (lid opened)	
Inside chamber size	16" 3/4 x 19" 1/2 x 7" 1/4	
Length of seal bars	2 x 16" or 2 x 19"	Integrated bags cut-off in seal bar
Weight (approx.)	210 lbs	
Sealing element	two (2) Ni-Cr wires, RoHS compliant	Heavy duty sealing
Duty cycle	from 8 to 90 seconds	Customized for special applications
Chamber	Aluminum with white epoxy powder coating	High grade stainless steel
Working surface	Plastic HDPE shims	
Ready for gas flush	Easy plug-in terminal ready on unit	Gas flush option kit



Designed and made in Canada

HI-TECH VACUUM inc., 1445A, RR5, Saint-Cyrille-de-Wendover, Quebec, J1Z 1S5 Canada
 Tel.: (819) 397-4888 Fax: (819) 397-4644
 Web: www.hitechvacuum.com email: info@hitechvacuum.com